

DOWNLOAD & PRINT \$2 CHOCOLATE BAR HOLIDAY WRAPPERS

Print the following pages of chocolate bar wrapper designs, as many as you need.


Using scissors or a paper cutter, cut out each printed sheet in half where the two wrapper designs meet. Finished wrapper size is 8.5" x 5.5"

To adhere the wrapper to the bar, wrap the printout around the bar, centering it. Apply a piece of double-stick tape to the underside of the outer flap that has a graphic on it (so the blank flap will end up being underneath), and press to adhere to the top of the other side of the wrapper.

You can put out the wrappers with the candy bars on your fundraising table, along with some double-sided tape, for customers to select the design.

OR



You can pre-wrap the bars yourself. If you are selling different chocolate bar flavors, be sure to keep them organized in some manner so you as well as your customers know what they are buying.



from:



FOLD THIS SIDE UNDER



from:



FOLD THIS SIDE UNDER

FROM

TO

HAPPY VALENTINE'S DAY

YOU ARE SO

SWEET

FROM

TO

HAPPY VALENTINE'S DAY

YOU ARE SO

SWEET

FOLD THIS SIDE UNDER

FOLD THIS SIDE UNDER

TO

FROM



YOU ARE
SUPER

FOLD THIS SIDE UNDER

TO

FROM



YOU ARE
SUPER

FOLD THIS SIDE UNDER